


2024 MYSTERY QUILT - STEP 5

For this step you will need:

The last 20 sets you put away from Step 2



The 20 sets you put away from Step 4



Color A (Grey)


20 e pieces (1½" x 5½")

Color B (Black)

20 d pieces (1½" x 4½")

Color C (White)

20 d pieces (1½" x 4½")





Making sure that Color A is to the left, sew a Color b piece to the bottom of each of the 20 remaining sets from Step 2.




Sew the sets from Step 4 to the bottom.

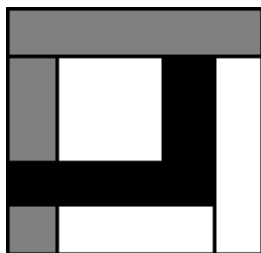
Be sure that the Color A piece is to the left as shown.



Sew the Color C d piece to the right. Press this seam TOWARDS the White.



Sew the Color A e piece to the top.



You will make 20 sets. Keep these together and label them Step 5 – we will use them in a later step.

