

2024 MYSTERY QUILT - STEP 3

For this step you will need:

20 sets you put away from Step 2 (You still have 20 sets left)



And the following pieces:

Color A (Grey)

Color B (Black)


Color C (White)

20 e pieces (1½" x 5½")

20 d pieces (1½" x 4½")



20 c pieces (1½" x 3½")

In this step, always press AWAY from the white.




Making sure that you have the Color A (Grey) fabric on TOP, sew a Color B (Black) d piece to the left side of each set. Press towards the Black (Color B)

Sew a Color C (White) c piece to the bottom of each set.



Sew a Color A (Grey) e piece to the right side of each set.

You will make 20 sets. Keep these together and label them Step 3 – we will use them in a later step.



Please feel free to call me (before 9 p.m. please) with any questions at 845-548-4339. You can also e-mail me at annieb.quilts@gmail.com