



2024 MYSTERY QUILT - STEP 7

For this step you will need:



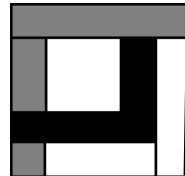
The 20 sets from Step 2



The 20 sets from Step 3




The 20 sets from Step 4





The 20 sets from Step 5

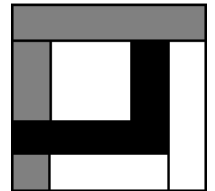
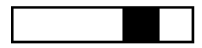
The sets from Step 6





Sew Step 2 (top) to Step 3 (bottom) with the 2-piece set in the middle. Be sure to keep the Color B square to the left.



Sew Step 4 (top) to Step 5 (bottom) with the 3-piece set in the middle. Make sure that the longer piece of the set is to the left as shown.



Put the three remaining pieces together as shown, with the 4-piece set in the middle.



Put the quilt together as shown. Add borders if you choose. The name of this block is Crosswords, and I found it in [5,500 Quilt Block Designs](#) by Maggie Malone. She got it from the [Farm Journal](#). I hope you had fun – I sure did!

Please feel free to call me (before 9 p.m. please) with any questions at 845-548-4339. You can also e-mail me at annieb.quilts@gmail.com