

2024 MYSTERY QUILT - STEP 4

For this step you will need the following:

(Note – the pieces in Colors A and B are all the remaining pieces in those sizes. You are also using all remaining Color C g pieces)

Color A (Grey)

40 a pieces (1½" x 1½")

20 b pieces (1½" x 2½")

20 d pieces (1½" x 4½")

Color B (Black)

40 c pieces (1½" x 3½")


Color C (White)

40 c pieces (1½" x 3½")

20 g pieces (2½" x 2½")

In this step, press AWAY from the white until I tell you not to.



Sew all of the Color A a pieces to all of the Color C c pieces. Put 20 of these sets away for another Step.



Sew all 20 Color A b pieces to all 20 Color C g pieces as shown.





Sew a Color B c piece to the right side of the set, making sure that the Color A piece is on the bottom.



Sew the remaining Color B c pieces to the top of the set, making sure that the Color A piece is still on the bottom.

Sew the Color A d pieces to the left side of the sets.



Sew the piece you constructed at the top of this Step to the right side, making sure that the Color A a piece is on the bottom. **Press this seam TOWARDS the White.**

You will make 20 sets. Keep these together and label them Step 4 – we will use them in a later step.



Please feel free to call me (before 9 p.m. please) with any questions at 845-548-4339. You can also e-mail me at annieb.quilts@gmail.com