

2024 MYSTERY QUILT - STEP 2

For this step you will need:

Color A (Grey)

60 b pieces (1½" x 2½")

20 d pieces (1½" x 4½")

Color B (Black)


60 b pieces (1½" x 2½")

20 d pieces (1½" x 4½")

Color C (White)



60 g pieces (2½" x 2½")

In this step, always press AWAY from the white.



Sew a **b** piece (1½" x 2½") to each side of the White **g** piece. Put 40 of these sets away – we will use them for later steps.

On the remaining 20 sets, sew a Color B (Black) d piece to the top, and a Color A (Grey) d piece to the bottom. **Make sure that the B (Black) pieces are on the top and on the left as shown. This is important.**



You will make 20 sets. Keep these together and label them Step 2 – we will use them in later steps.

Please feel free to call me (before 9 p.m. please) with any questions at 845-548-4339. You can also e-mail me at annieb.quilts@gmail.com